

# EMERGING COUNTRY DEBT UCITS

## OVERVIEW

The GMO Emerging Country Debt UCITS Fund's objective is total return in excess of that of its benchmark, the J.P. Morgan Emerging Markets Bond Global Diversified Index (EMBIG-D). The Fund invests primarily in external debt of sovereigns and quasi-sovereigns.

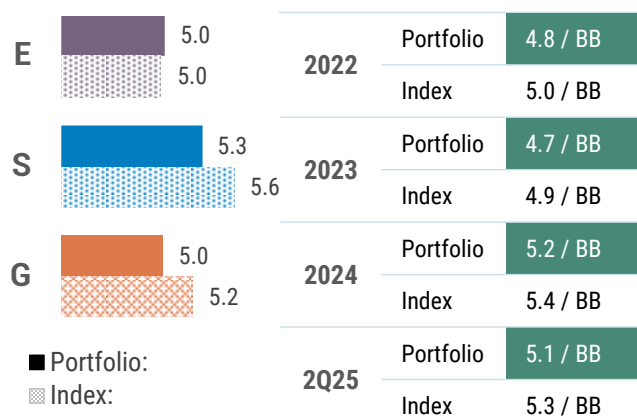
GMO's Emerging Country Debt team focuses on bottom-up issue selection, seeking to find issues with similar default characteristics but better long-term total return potential than the issues in EMBIG-D. We believe that our approach provides long-term, value-oriented clients with the best chance for total return in this asset class and differentiates us from other emerging debt managers who focus on economic forecasting, market timing, and other macro/top-down approaches.

The Fund is not managed to achieve any targets with respect to the ESG Outcomes, Climate-Focused Outcomes and Stewardship Activity set out within this ESG report. Accordingly, the data is for information only.

**This is a marketing communication and a financial promotion. Past performance does not predict future performance.**

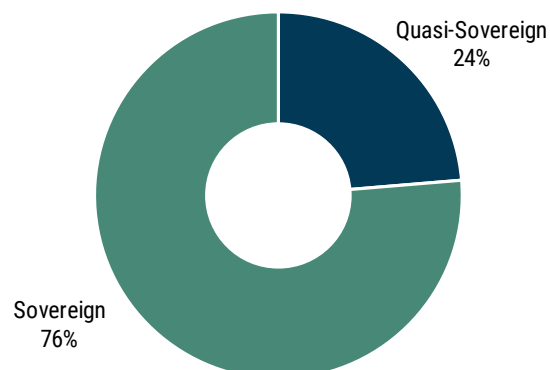
## ESG CHARACTERISTICS

### MSCI SOVEREIGN ESG SCORES & RATINGS



Source: MSCI

### ASSET MIX OF FUND (% of Market Value of Fund)



### TOP 5 MSCI COUNTRY ESG SCORES AND RATINGS

	ESG Score	ESG Rating
Uruguay	6.4	A
Poland	6.4	A
Chile	6.4	A
Abu Dhabi	6.1	BBB
Hungary	6.0	BBB

### BOTTOM 5 MSCI COUNTRY ESG SCORES AND RATINGS

	ESG Score	ESG Rating
Nigeria	3.9	B
Mozambique	3.8	CCC
Venezuela	3.7	CCC
Lebanon	3.4	CCC
Pakistan	3.4	CCC

#### As of 30 June 2025

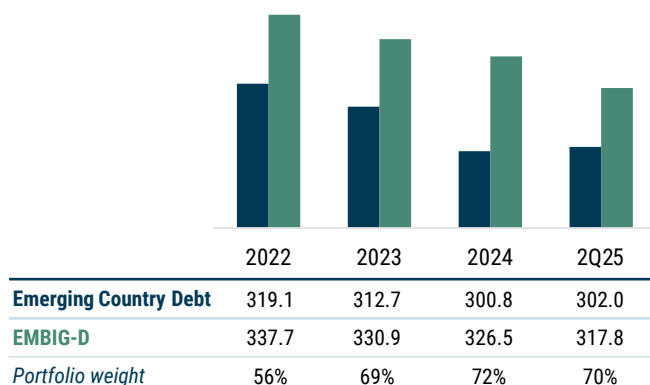
MSCI ESG ratings are according to MSCI ESG Research data and ratings. The portfolio has 99% coverage as of June 2025. The sovereign scores exclude: quasi-sovereign, corporate, and U.S. bonds, as well as cash and foreign exchange. MSCI data may not be reproduced or used for any other purpose. MSCI provides no warranties, has not prepared or approved this report, and has no liability hereunder. Please visit <https://www.gmo.com/americas/benchmark-disclaimers/> to review the complete benchmark disclaimer notice.

## EMERGING COUNTRY DEBT UCITS

## SOVEREIGN CARBON FOOTPRINT

Portfolio-weighted tCO<sub>2</sub>e/\$GDP

The sovereign carbon footprint increased to 302.0 between 2024 and 2Q25.

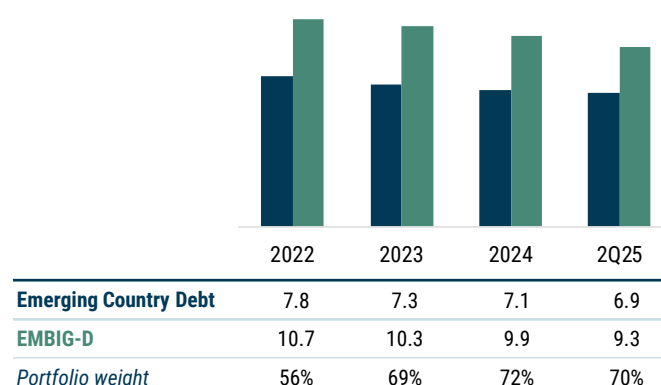


Source: EDGAR Community GHG Database

## SOVEREIGN EMISSIONS PER CAPITA

Portfolio weighted tCO<sub>2</sub>e/capita

The weighted average Sovereign Emissions per capita was lower than the benchmark.



Source: EDGAR Community GHG Database

## TOP AND BOTTOM COUNTRIES

Country	tCO <sub>2</sub> e/capita
Bahrain	35.3
Abu Dhabi	26.3
Oman	23.4
Saudi Arabia	22.2
Kazakhstan	16.6
Ethiopia	1.4
Benin	1.3
Cote d'Ivoire	1.1
Mozambique	1.0
Rwanda	0.5

Source: EDGAR Community GHG Database

## TRANSITION COMMITMENT

50% of the sovereign investments by portfolio weight were covered by a national net zero commitment.

Sovereign		
Net Zero	Portfolio	50%
	Index	62%
Other	Portfolio	19%
	Index	18%
No Target	Portfolio	7%
	Index	0%

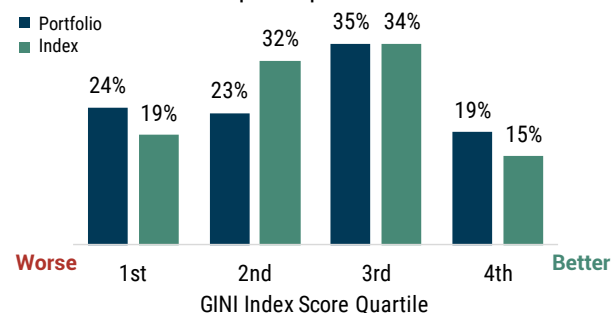
Source: Net Zero Tracker. Energy and Climate Intelligence Unit, Data-Driven EnviroLab, NewClimate Institute, Oxford Net Zero. 2024.

## EMERGING COUNTRY DEBT UCITS

SOVEREIGN CHARACTERISTICS NOTE: QUANTILES CALCULATED ACROSS ALL COUNTRIES, NOT JUST EM

## GINI INDEX

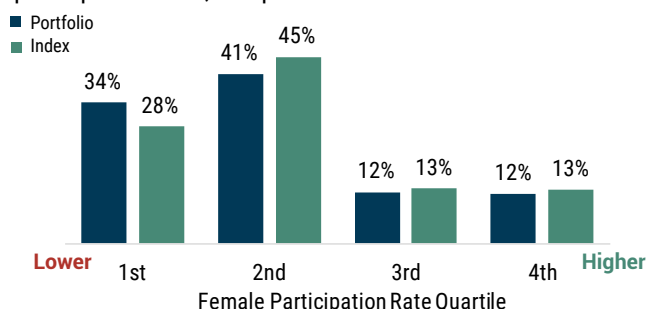
Over half the portfolio's sovereign investments had GINI Index Scores in the top two quartiles.



Sources: GINI measures the extent to which the distribution of income in the population deviates from a perfectly equal distribution. Values range from 0 (best) to 100 (worst). World Bank, UNU WIDER, WHO, CIA, national sources sourced through MSCI.

## FEMALE WORKFORCE PARTICIPATION

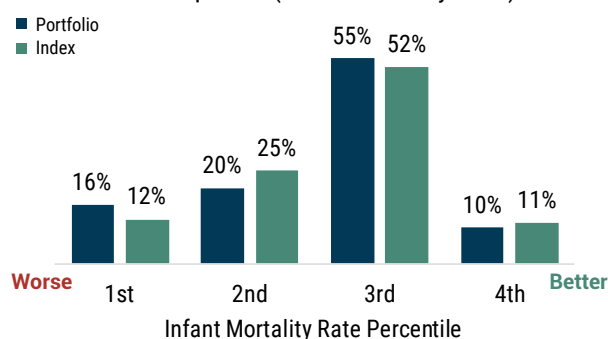
24% of the sovereign investments had above-median female participation rates, compared to 26% for the benchmark.



Source: International Labour Organisation (ILO) modelled Estimates (Nov 2024)

## INFANT MORTALITY RATES

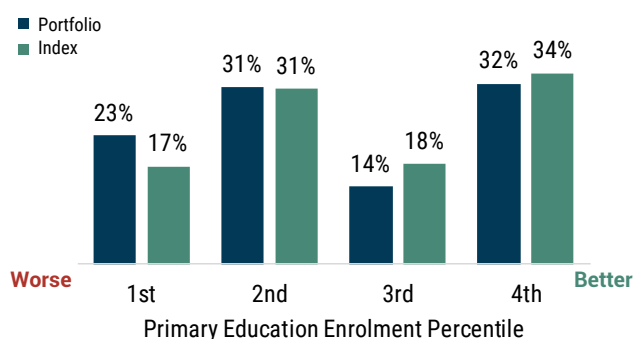
10% of the sovereign investments had infant mortality rates in the best quartile (lowest mortality rates).



Source: The number of infants dying before reaching one year of age per thousand live births in a given year, based on constant fertility and mortality rates. UNDESA sourced through MSCI.

## PRIMARY EDUCATION ENROLMENT

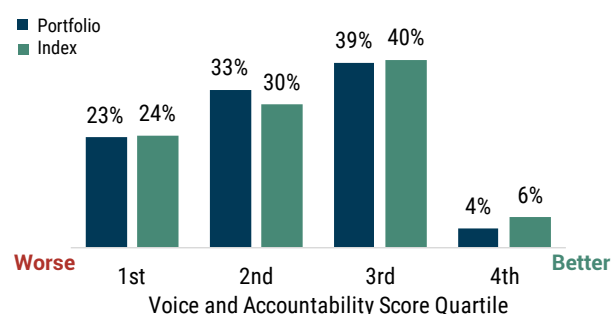
32% of the sovereign investments were in the top quartile of enrolment levels.



Data sources: World Bank, UNESCO, UNICEF, national scores sourced through MSCI

## VOICE AND ACCOUNTABILITY SCORE

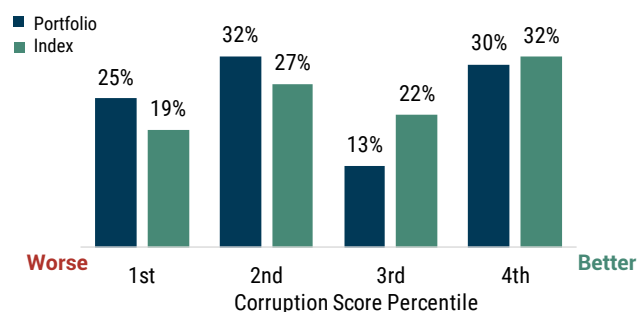
43% of the sovereign investments had a Voice and Accountability Score in the top two quartiles.



Data source: Perceptions of the extent to which a country's citizens are able to participate in selecting their government, as well as freedom of expression, freedom of association, and a free media. Scores range from 2.5 (best) to -2.5 (worst). World Bank sourced through MSCI.

## CORRUPTION PERCEPTION

Only 43% of the sovereign investments had a Corruption Score that was above the median. This was lower than the benchmark.



Source: Perceptions of public-sector corruption. Values range from 100 (best) to 0 (worst). Transparency International sourced through MSCI.

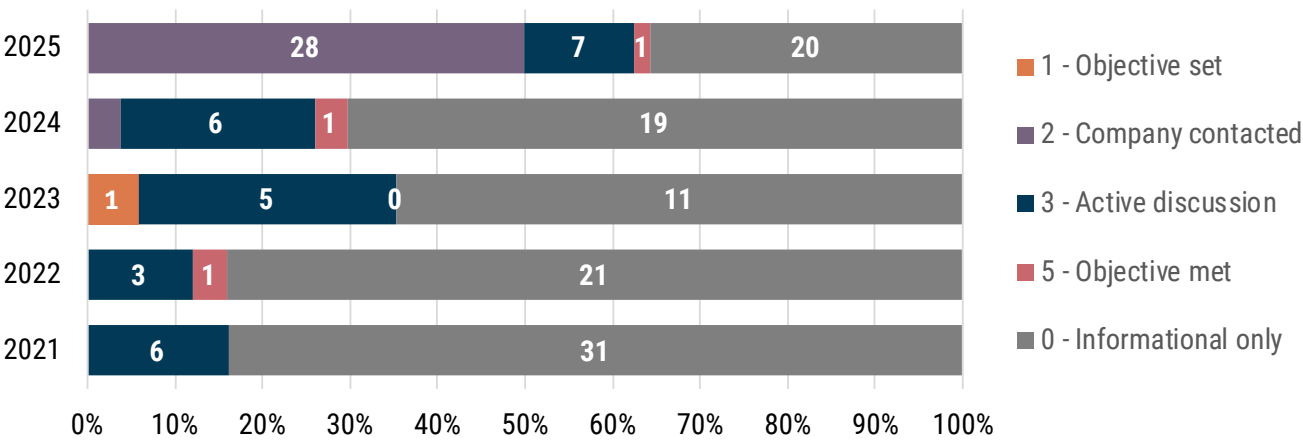
EMERGING COUNTRY DEBT UCITS

STEWARDSHIP ACTIVITY

TEAM ENGAGEMENTS

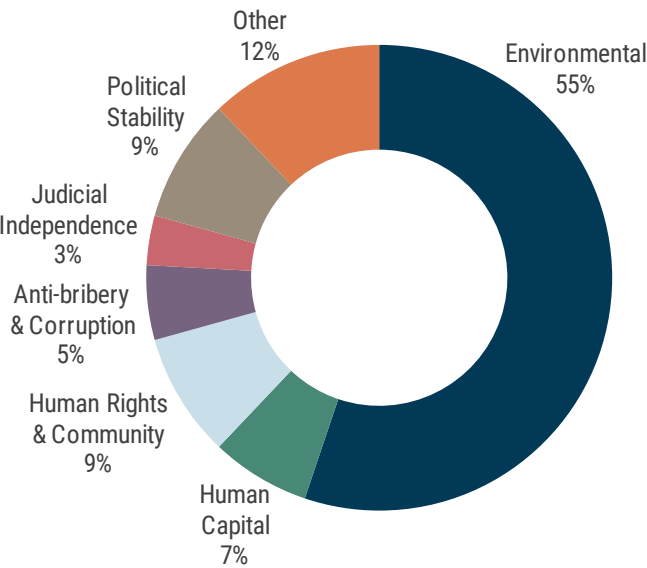
For the 12 months ended 30 June 2025 there were 36 engagements in progress or completed.  
The team had discussions with 20 issuers for information gathering or due diligence purposes only.

Rolling 12-months ended:



TEAM ENGAGEMENT TOPICS

12-months ending 2Q25



ENGAGEMENT CASE STUDY

Issuer	Sri Lanka
Dates	30 September 2024 – 24 November 2024
Objective	Address tax evasion and governance standards in budgetary process
Actions	GMO, along with a few other managers, proposed a governance-linked bond as part of the debt restructuring package. The bond's coupon would be reduced if the government meets certain KPIs related to corruption reduction and tax governance by 2028
Outcomes	Sri Lanka agreed to issue a governance-linked bond (GLB) that will provide debt service relief through a 75-bps lowering in the coupon upon achievement of KPIs related to reducing tax evasion and governance standards in the budgetary process

# EMERGING COUNTRY DEBT UCITS

## GLOSSARY OF TERMS

**MSCI Pillar Scores:** Shows country-level and company-level ESG pillar and aggregate scores for the current quarter end. Environmental, Social, and Governance pillar scores are the weighted average of all key issues that fall under each pillar.

**MSCI Aggregate Country Scores:** The aggregate country ESG score is determined by calculating the weighted average risk management score and the weighted average risk exposure score. The final rating score is constrained by the country's risk management score. The score is translated to a letter grade, which ranges from AAA (>8.00) to CCC (<3.85).

**Sovereign Carbon Footprint:** Shows the weighted average metric tonnes of sovereign production greenhouse gas (GHG) emissions equivalent per dollar of GDP (tCO<sub>2</sub>e/\$GDP) per year for the sovereign bonds in the portfolio. GHG emissions are sourced from EDGAR (Emissions Database for Global Atmospheric Research) Community GHG Database (a collaboration between the European Commission, Joint Research Centre (JRC), the International Energy Agency (IEA), and comprising IEA-EDGAR CO<sub>2</sub>, EDGAR CH<sub>4</sub>, EDGAR N<sub>2</sub>O, EDGAR F-GASES version EDGAR\_2024\_GHG (2024) European Commission. GDP is sourced from the World Bank through EDGAR and is in constant 2017 international dollars, expressed as US dollars.

**Sovereign Emissions per Capita:** Shows the weighted average metric tonnes of sovereign production greenhouse gas (GHG) emissions equivalent per capita (tCO<sub>2</sub>e/capita) per year for the sovereign bonds in the portfolio. GHG emissions are sourced from EDGAR (Emissions Database for Global Atmospheric Research) Community GHG Database (a collaboration between the European Commission, Joint Research Centre (JRC), the International Energy Agency (IEA), and comprising IEA-EDGAR CO<sub>2</sub>, EDGAR CH<sub>4</sub>, EDGAR N<sub>2</sub>O, EDGAR F-GASES version EDGAR\_2024\_GHG (2024) European Commission.

## SOVEREIGN CHARACTERISTICS

For each of the selected sovereign metrics, we calculate the percentile ranking for each country across all markets, developed and emerging. Then we show what per cent of the portfolio falls within each quartile bucket.

**GINI Index:** GINI measures the extent to which the distribution of income in the population deviates from a perfectly equal distribution. Values range from 0 (best) to 100 (worst). Data sources: World Bank, UNU WIDER, WHO, CIA, national sources.

**Female Workforce Participation:** Shows the percentage of women who participate in the labour force, based on ILO modelled estimates as of November 2024.

**Infant Mortality Rates:** The number of infants dying before reaching one year of age per thousand live births in a given year, based on constant fertility and mortality rates. Data source: UNDESA.

**Primary Education Enrolment:** Percentage of primary-school-age children enrolled in primary or secondary education. Data sources: World Bank, UNESCO, UNICEF, national sources.

**Voice and Accountability Score:** Perceptions of the extent to which a country's citizens are able to participate in selecting their government, as well as freedom of expression, freedom of association, and a free media. Scores range from 2.5 (best) to -2.5 (worst).

**Corruption Perception:** Perceptions of public-sector corruption. Values range from 100 (best) to 0 (worst). Data source: Transparency International.

# EMERGING COUNTRY DEBT UCITS

## IMPORTANT INFORMATION

**This is a marketing communication and a financial promotion. This is not a contractually binding document. An investor should consider all of the Fund's characteristics including the investment objectives, risks, charges and expenses before investing. This and other important information can be found in the Fund's prospectus and the KIID/PRIIPs KID. To obtain a prospectus and the KIID/PRIIPs KID please visit [www.gmo.com](http://www.gmo.com). Read the prospectus and the KIID/PRIIPs KID carefully before investing and do not base any final investment decision on this communication alone.**

**Benchmark(s):** The J.P. Morgan EMBI (Emerging Markets Bond) Global Diversified Index is an independently maintained and widely published uniquely weighted U.S. dollar-denominated emerging markets sovereign index comprised of Brady bonds, Eurobonds, traded loans, and market debt instruments issued by sovereign and quasi-sovereign entities.

The Fund is a sub-fund of GMO Investments ICAV, an umbrella fund with segregated liability between sub-funds, which is authorised by the Central Bank of Ireland (the "Central Bank") as a UCITS pursuant to the European Communities (Undertakings for Collective Investment in Transferable Securities) Regulations 2011, as amended. The authorisation of the ICAV is not an endorsement or guarantee of the ICAV by the Central Bank. Neither the Central Bank nor the UK's Financial Conduct Authority has approved and or takes responsibility for the contents of this document or for the financial soundness of the Fund or for the ICAV. THE ICAV is an EEA UCITS scheme which is recognised under Part 6 of The Collective Investment Schemes (Amendment etc.) (EU Exit) Regulations 2019, as amended.

GMO UK Limited Authorised and Regulated by the Financial Conduct Authority Registered no 4658801 England. GMO Netherlands is registered with the AFM.

The Fund has not been registered under the United States Investment Company Act of 1940, as amended, nor the U.S. Securities Act of 1933, as amended. None of the shares may be offered or sold, directly or indirectly, in the U.S. or to any U.S. Person, unless the securities are registered under the Act or an exemption from the registration requirements of the Act is available. A U.S. Person is defined as (a) any individual who is a citizen or resident of the U.S. for federal income tax purposes; (b) a corporation, partnership, or other entity created or organized under the laws of or existing in the U.S.; (c) an estate or trust the income of which is subject to U.S. federal income tax regardless of whether such income is effectively connected with a U.S. trade or business.

Investors and potential investors can also obtain the prospectus and key investor information, and a summary of investor rights and information on access to collective redress mechanisms, in English and local languages where the Fund is registered, under the Literature section at the following website:

<https://www.gmo.com/europe/product-index-page/fixed-income/emerging-country-debt-strategy/emerging-country-debt-ucits-fund/>

Please note that the management company of the Fund may decide to terminate the arrangements made for the marketing of the Fund in one or more EU member states pursuant to the UCITS marketing passport in accordance with the procedure provided for under the applicable laws that implement Article 93a of Directive 2009/65/EC (the UCITS Directive).

A full list of fees and charges applied to investment can be found in the prospectus and in the KIID/PRIIPs KID, available at:

<https://www.gmo.com/europe/product-index-page/fixed-income/emerging-country-debt-strategy/emerging-country-debt-ucits-fund/>

The J.P. Morgan EMBIG (Emerging Markets Bond Index Global) Diversified + is an unmanaged index. Its performance does not reflect fees, expenses, taxes, and other costs that apply to a managed fund. It is impossible to directly invest in an index.

This advertisement has not been reviewed by the Monetary Authority of Singapore. For private bank intermediaries in Singapore and Hong Kong, these materials are intended for institutional and Accredited/Professional Investors Use Only. UCITS HAVE NO GUARANTEED RETURN AND PAST PERFORMANCE DOES NOT GUARANTEE FUTURE PERFORMANCE. YOUR CAPITAL IS AT RISK.

## GLOSSARY

**Fixed Income Characteristics:** Turnover is as of the most recent quarter-end. **Country Exposures:** This portfolio continues to hold de minimis Russian exposure as a result of past positioning and ongoing illiquidity. GMO has suspended net new purchases of Russian securities firm-wide. **Credit Ratings:** The credit ratings above may encompass emerging debt, developed rates, and asset-backed exposure. Ratings for core portfolio holdings are derived by using the middle rating from Standard & Poor's, Moody's, and Fitch. Ratings for core holdings were adjusted during the January 2021 reporting period to conform with index provider methodology. Ratings for the emerging debt portion of the portfolio are derived by applying the Standard and Poor's or Moody's issue-level ratings (sequentially), and the S&P LT Foreign currency (FC) country issuer rating for the FC debt securities and/or S&P LT Local currency (LC) country issuer rating for LC securities where a security is not rated by either of the abovementioned credit rating agencies. Final credit ratings are expressed based upon Standard and Poor's ratings scale. Standard & Poor's rates securities from AAA (highest quality) to C (lowest quality), and D to indicate securities in default; some securities are not rated (NR). BB and below are considered below investment grade securities. Please refer to our website for additional information:

<https://www.gmo.com/americas/benchmark-disclaimers/>

**Risk Statistics:** Risk profile data is net of fees. Alpha is a measure of risk-adjusted return. Beta is a measure of a portfolio's sensitivity to the market. R-Squared is a measure of how well a portfolio tracks the market. Sharpe Ratio is the return over the risk free rate per unit of risk. Std Deviation is a measure of the volatility of a portfolio.

Funds Distributor, LLC serves as the placement agent for the EMERGING COUNTRY DEBT UCITS Fund.

## ABOUT GMO

Founded in 1977, GMO is a global asset manager committed to delivering superior performance and advice to our clients. We are privately owned, which allows us to singularly focus on our sole business – achieving outstanding long-term client investment outcomes. Offering multi-asset, equity, fixed income, and alternative strategies, we invest with a long-term, valuation-based philosophical approach.

AMSTERDAM

BOSTON

LONDON

SAN FRANCISCO\*

SINGAPORE

SYDNEY

TOKYO\*\*

\*GMO's West Coast Hub is comprised of members of Investment, Global Client Relations, and other teams located in and around the Greater San Francisco area

\*\*Representative Office

[www.GMO.com](http://www.GMO.com) | 6